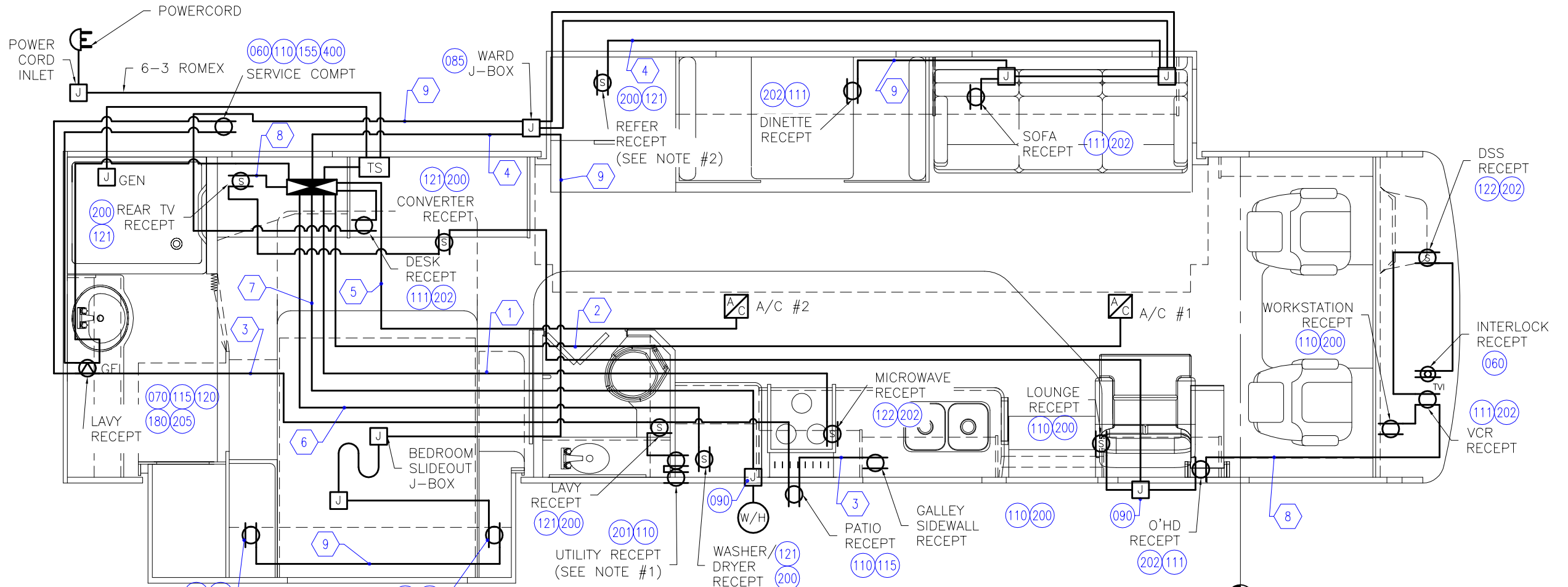


D.C. RELEASE	DESCRIPTION	DATE	BY	SCALE: 7/16" = 1'-0"	USED ON:	FLEETWOOD	PAGE No. 739-19-00005
				DRAWN: Justin P.	DATE: 04-13-05		
				PROJECT: 07739300		TITLE: ELECTRICAL - 35E	
07-00		02-10-06	JB	PLOT: 02/07/06 07:10:22 001young	AUX. INFO.	120V ELECTRICAL	

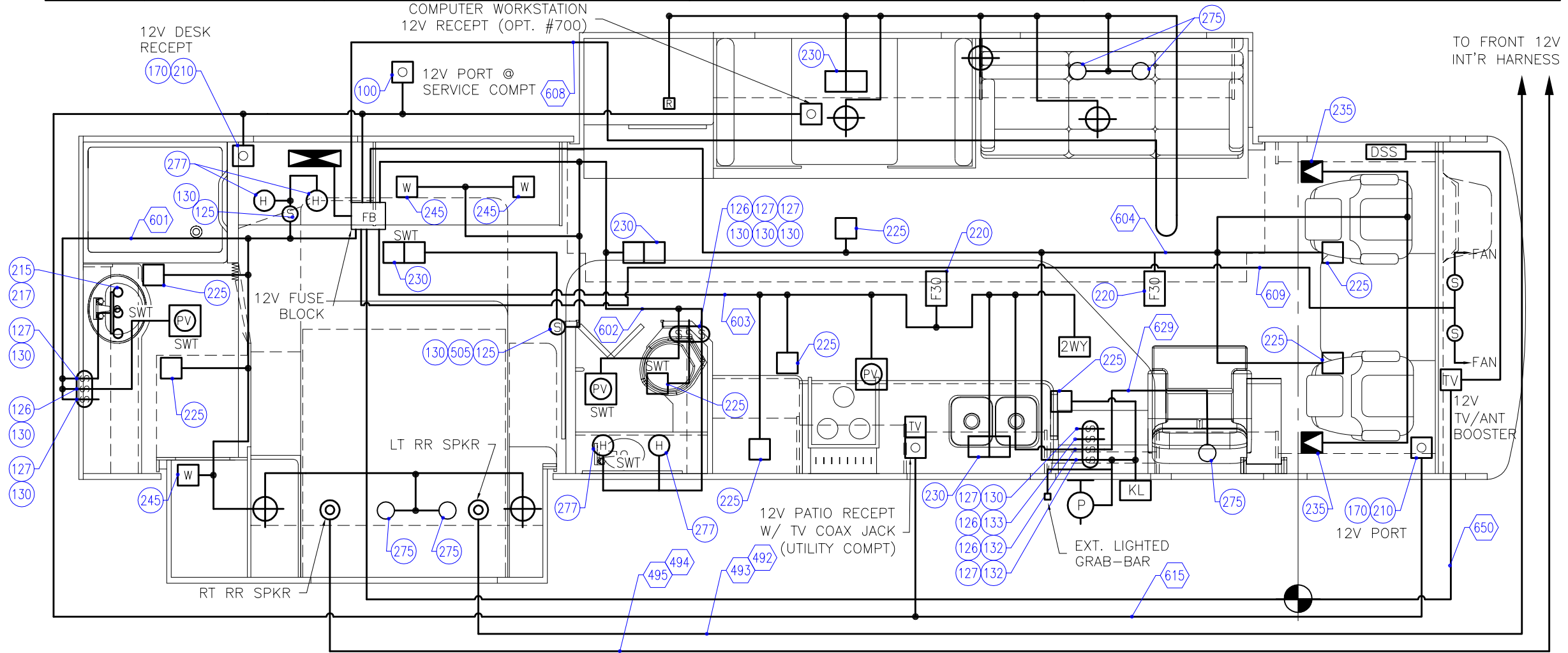


120 VOLT CIRCUITS

1	15 AMP	12-2	W/GROUND	—	MICROWAVE
2	20 AMP	12-2	W/GROUND	—	A/C #1
3	15 AMP	12-2	W/GROUND	—	GENERAL PURPOSE #1
4	15 AMP	12-2	W/GROUND	—	REFER
5	20 AMP	12-2	W/GROUND	—	A/C #2
6	15 AMP	12-2	W/GROUND	—	WASHER/DRYER
7	15 AMP	12-2	W/GROUND	—	WATER HEATER
8	15 AMP	12-2	W/GROUND	—	SMALL APPLIANCES
9	15 AMP	12-2	W/GROUND	—	GENERAL PURPOSE #2

- NOTES:**
- USE ONE (1) SINGLE RECEPTACLE @ THIS LOCATION FOR CSA OPTION.
 - USE DOUBLE RECEPT FOR OPTION #149 ONLY.
 - SEE FINAL FINISH FOR DECOR RELATED ITEMS.

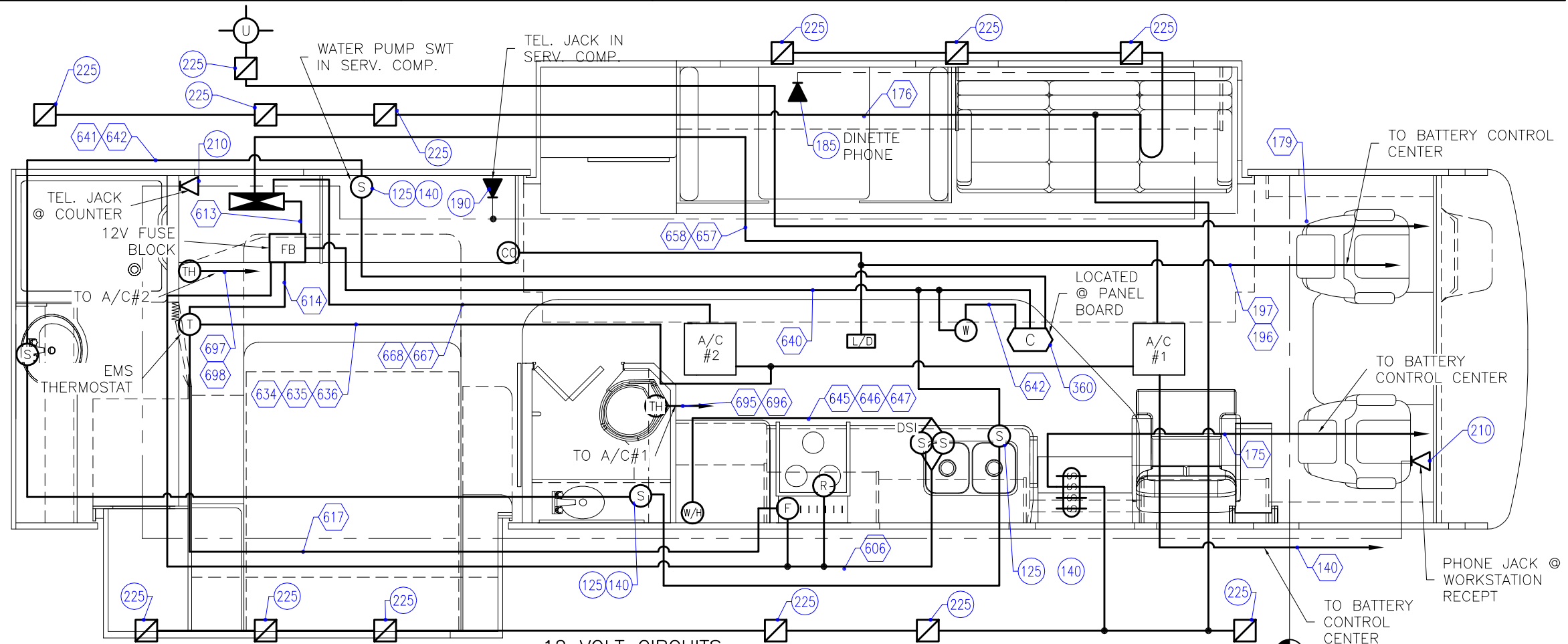
D.C. RELEASE	DESCRIPTION	DATE	BY	SCALE: 7/16" = 1'-0"	USED ON:	FLEETWOOD	PAGE No. 739-19-00005
				DRAWN: Justin P. DATE: 04-13-05			
				PROJECT: 07739300		TITLE: ELECTRICAL - 35E	
07-00		02-28-06	MF	PLOT: 02/28/06 07:36:06 001fernam	AUX. INFO.	12V ELECTRICAL	



12 VOLT CIRCUITS

- 492 (SIGNAL) 16 GA. BLUE (RR SPKR LT +)
 - 493 (SIGNAL) 16 GA. BLU/WHT (RR SPKR LT -)
 - 494 (SIGNAL) 16 GA. GREEN (RR SPKR RT +)
 - 495 (SIGNAL) 16 GA. GRN/WHT (RR SPKR LT -)
 - 601 20 AMP 12 GA. PURPLE (BEDROOM AREA)
 - 602 15 AMP 12 GA. GREEN (BATH AREA)
- 603 20 AMP 12 GA. BROWN (GALLEY AREA)
 - 604 20 AMP 12 GA. YELLOW (LIVING AREA)
 - 608 20 AMP 12 GA. GREY (SLIDE-OUT AREA)
 - 609 5 AMP 14 GA. TAN (FRONT O'HEAD POWER)
 - 615 15 AMP 12 GA. BLUE (ACCESSORY POWER)
 - 626 20 AMP 12 GA. GRN/BLK (VANITY LIGHT-SWITCHED)
 - 627 20 AMP 12 GA. YELLOW (WARD LIGHT-SWITCHED)
- 629 20 AMP 12 GA. YELLOW (ENTRY LIGHT-SWITCHED)
 - 630 20 AMP 12 GA. BLU/YEL (CEILING LIGHT-SWITCHED)
 - 633 20 AMP 12 GA. YEL/WHT (FLOOD LIGHT-SWITCHED)
 - 633 20 AMP 12 GA. YEL/BLK (PORCH LIGHT-SWITCHED)
 - 650 10 AMP 12 GA. ORANGE (TV)

D.C. RELEASE	DESCRIPTION	DATE	BY	SCALE: 7/16" = 1'-0"	USED ON:	FLEETWOOD PAGE No. 739-19-00005
				DRAWN: Justin P. DATE: 04-13-05		
				PROJECT: 07739300		TITLE: ELECTRICAL - 35E
07-00		02/07/06	RP	PLOT: 01/03/06 07:36:07 001padili	AUX. INFO.	12 VOLT ELECTRICAL



12 VOLT CIRCUITS

- 175 15 AMP 14 GA. WHITE (LUGGAGE COMPARTMENT LIGHTS)
- 176 15 AMP 14 GA. WHITE (LUGGAGE LIGHTS/SW)
- 179 15 AMP 14 GA. WHITE (UTILITY LIGHTS)
- 196 3 AMP 18 GA. RED (LPG DETECTOR FOR MAIN)
- 197 3 AMP 18 GA. RED/WHT (LPG DETECTOR FOR AUX)
- 606 20 AMP 12 GA. RED (APPLIANCES)
- 613 5 AMP- EMS POWER (18 GA. RED)
- 614 5 AMP-THRM PWR (18 GA. RED)
- 617 (SIGNAL) 20 GA. WHT/BLU (THERMOSTAT SIGNAL FRONT)

- 634 20 AMP-THRM OUT (18 GA. RED/WHT)
- 635 20 AMP- THRM GND OUT (18 GA. BLU/WHT)
- 636 20 AMP-THRM SIG (18 GA. PRP)
- 640 10 AMP 12 GA. RED/BLK (WATER PUMP)
- 641 20 AMP RED/WHT 12 GA. (WATER PUMP SWT)
- 642 20 AMP WHT/RED 12 GA. (WTR PUMP SWT GROUND)
- 645 (SIGNAL) 20 GA. RED/YEL (WATER HEATER SWITCH)
- 646 (SIGNAL) 20 GA. RED/WHT (WTR HTR SWT/ELEC)
- 647 (SIGNAL) 20 GA. RED/BLU (WATER HEATER LIGHT)

- 695 18 GA YEL (FRONT THERMISTOR) (+)
- 696 18 GA. YEL/BLK (FRONT THERMISTOR) (-)
- 697 18 GA. ORG (REAR THERMISTOR) (+)
- 698 18 GA. ORG/BLK (REAR THERMISTOR) (-)